



2017 ECONOMIC IMPACT STUDY

A summary of the Allegheny County Airport Authority, its airports and the extraordinary impact on the region

The study was completed by the Economic Development Research Group in association with John J. Clark and Associates. View the full report by visiting FlyPittsburgh.com/EconomicImpact.

DRIVING THE ECONOMY

The Allegheny County Airport Authority, which operates and maintains Pittsburgh International Airport (PIT) and Allegheny Country Airport (AGC), is the region's key economic generator.

Creating jobs for nearly every industry from tourism to cargo, and welcoming millions of business and leisure passengers each year, the Airport Authority plays an important role within Southwestern Pennsylvania. The economic impact on the region totals 148,000 jobs and \$29 billion in business revenues.

Beyond its direct effect on jobs and business revenues, visitor and worker spending – along with the ensuing spin-off of additional goods and services – propels economic growth. No local tax dollars are used at the airports.



**When referencing Southwestern Pennsylvania,
the region includes the following counties:**

ALLEGHENY

ARMSTRONG

BEAVER

BUTLER

FAYETTE

GREENE

INDIANA

LAWRENCE

WASHINGTON

WESTMORELAND

JOB CENTERS

The Airport Authority and its facilities are massive economic generators.

TOTAL ECONOMIC IMPACT:



148,000 JOBS + \$29 BILLION IN BUSINESS REVENUES

THE DIRECT EFFECT:



71,000 JOBS + \$16.6 BILLION IN BUSINESS REVENUES

AIRPORT ONLY:



10,700 JOBS + \$2 BILLION IN BUSINESS REVENUES

ENSUING SPIN-OFF EFFECT:



77,000 JOBS + \$12.6 BILLION IN BUSINESS REVENUES

PITTSBURGH INTERNATIONAL AIRPORT *AIR TRANSPORT WORLD* 2017 AIRPORT OF THE YEAR

90% NONSTOP INCREASE OVER THE
DESTINATIONS PAST 3 YEARS

NATIONAL + INTERNATIONAL GATEWAY
FOR SOUTHWESTERN PA



8% INCREASE IN
PASSENGER TRAFFIC OVER THE LAST YEAR

EIGHT
ADDITIONAL
CARRIERS TO



- UNITED STATES
- EUROPE
- CANADA
- CARIBBEAN

ALLEGHENY COUNTY AIRPORT

10 MILES FROM DOWNTOWN PITTSBURGH

LARGEST GENERAL AVIATION AIRPORT IN WESTERN PA



60,000
OPERATIONS A YEAR




**SIXTH BUSIEST
AIRPORT IN PA**

GATEWAYS TO PITTSBURGH

Through domestic and international travel, the two airports are utilized by a large share of the region's visitors. When visitors arrive to the region, they have a strong impact on the economy.

INTERNATIONAL VISITORS SPEND **2X**
THE AMOUNT DOMESTIC VISITORS SPEND




\$475

Domestic
Visitors



\$929

International
Visitors



\$984

Direct from
Paris Visitors

Overall, this visitor spending results in:

\$800 MILLION
TO THE GRP

+

MORE THAN
11,000 JOBS

REAL ESTATE DEVELOPMENT

OWNED BY
AIRPORT
AUTHORITY



8,800 ACRES

IN MOON + FINDLAY TOWNSHIPS

PRIVATE
COMPANIES



INVESTED \$350 MILLION
IN 3 MILLION SQ FT OF OFFICE SPACE

BUSINESS
DEVELOPMENT



GENERATES \$1.3 BILLION
IN BUSINESS ACTIVITY
& CREATES 5,700 JOBS

THESE JOBS ARE BROKEN DOWN ACROSS MULTIPLE INDUSTRIES:



MANAGEMENT &
ADMINISTRATION



FINANCE &
REAL ESTATE



WHOLESALE &
DISTRIBUTION



PROFESSIONAL
& SCIENTIFIC



INFORMATION



RETAIL



OTHER

TAX REVENUE

Tax revenue linked to operations at both airports totaled approximately
\$98 million from direct activities.

Airport Operations	Tax Revenue
Activities supported by PIT and AGC	\$26 mil in state tax
Via the three townships where the airports are located	\$10 mil in local tax
Fuel sold at both airports	\$1.4 mil in state fuel tax
Visitors arriving via commercial service at PIT	\$59 mil in sales tax
Visitor arriving via general aviation at PIT	\$558,000 in sales tax

CARGO

8,000
METRIC TONS
OF CARGO

=

\$700
MILLION

SHIPPED FROM PITTSBURGH
INTERNATIONAL AIRPORT TO

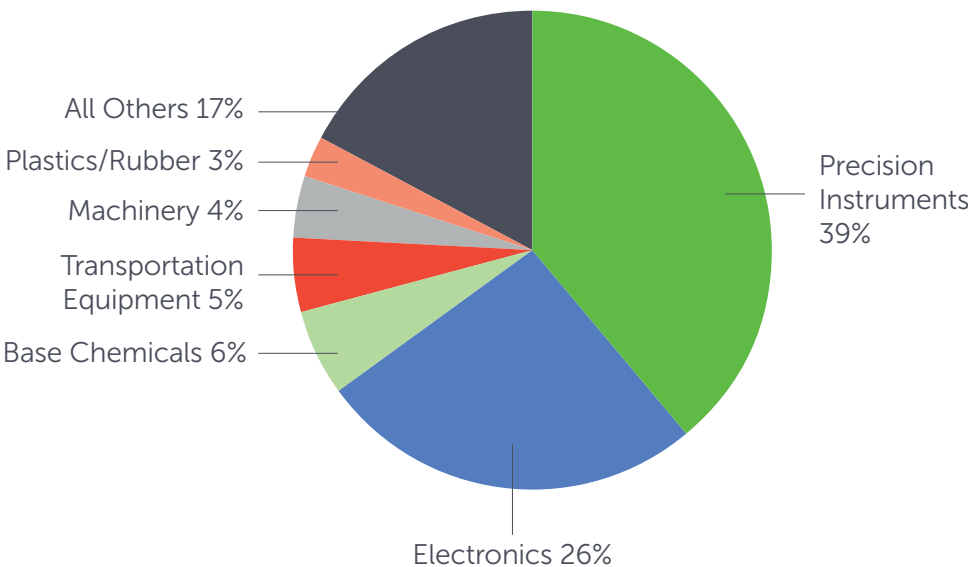
DOMESTIC
MARKETS

INTERNATIONAL
MARKETS

5,000 JOBS

1,700 DIRECT PRODUCTION JOBS

The types of cargo being shipped from
Pittsburgh International Airport include:



FUTURE IMPACT



AIR SERVICE



+ EXPANSION OF BUSINESS PARKS



+ NATURAL GAS DEVELOPMENT

SUCCESS FOR THE AIRPORT
AUTHORITY AND REGION

Please note: While the study took place in 2016 and carried over into 2017, the majority of the findings and data are from 2015. The full study can be found out FlyPittsburgh.com/EconomicImpact.



ALLEGHENY COUNTY AIRPORT AUTHORITY

PITTSBURGH INTERNATIONAL AIRPORT
ALLEGHENY COUNTY AIRPORT